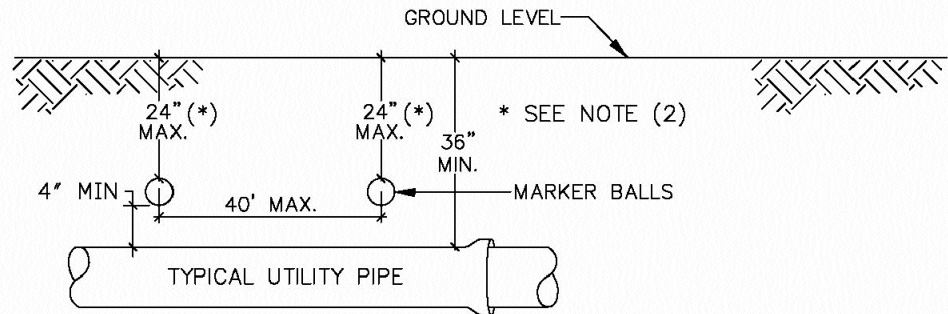


9. BEDDING TYPES – THE FOLLOWING TYPES OF SUITABLE MATERIALS ARE DESIGNATED AND DEFINED AS FOLLOWING:
- TYPE A: CRUSHED LIMEROCK OR SAND WITH 100 PERCENT PASSING A 1 INCH SIEVE AND A SAND EQUIVALENT VALUE NOT LESS THAN 50.
- TYPE B: CRUSHED LIMEROCK OR SAND WITH 100 PERCENT PASSING A 1/2 INCH SIEVE AND A SAND EQUIVALENT VALUE NOT LESS THAN 50.
- TYPE C: SAND WITH 100 PERCENT PASSING A 3/8 INCH SIEVE, AT LEAST 90 PERCENT PASSING A NUMBER 4 SIEVE, AND A SAND EQUIVALENT VALUE NOT LESS THAN 30.
- TYPE D: CRUSHED LIMEROCK WITH 100 PERCENT PASSING A 1 INCH SIEVE AND NOT MORE THAN 10 PERCENT A NUMBER 4 SIEVE.
- TYPE E: CRUSHED LIMEROCK OR SAND WITH 100 PERCENT PASSING A 3/4 INCH SIEVE AND NOT MORE THAN 10 PERCENT PASSING A NUMBER 4 SIEVE.
- TYPE F: CRUSHED LIMEROCK MEETING THE FOLLOWING GRADATION REQUIREMENTS.

SIEVE SIZE	PERCENTAGE PASSING
2 INCH	100
1-1/2 INCH	90-100
1 INCH	20-55
3/4 INCH	0-15
NO. 200	0-3

TRENCH BACKFILL / BEDDING NOTES

ENGINEERING STANDARDS 2025			
REVISIONS	ENGINEERING DIVISION	TRENCH BACKFILL / BEDDING	
BY DATE	CITY OF POMPAÑO BEACH		
		SCALE: N.T.S.	DATE: JUNE 2022 DWG. NO. 203-4

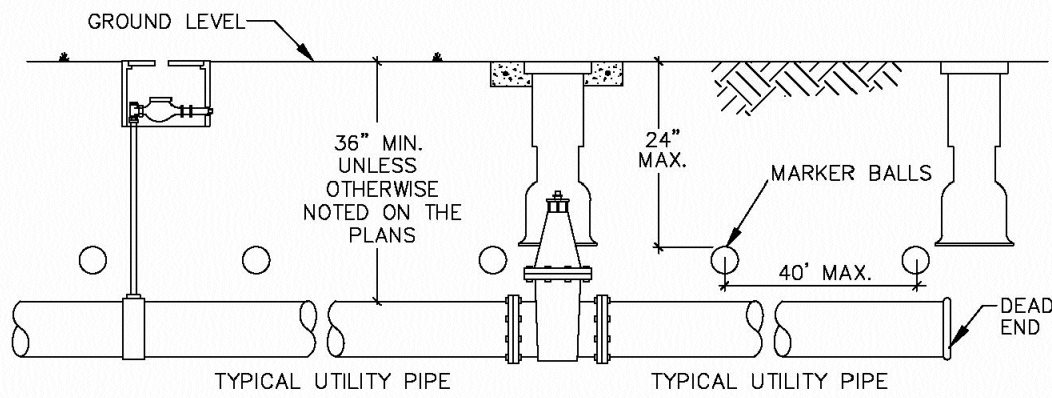


GENERAL NOTES:

- ALL UTILITY PIPE SHALL BE INSTALLED WITH 4"Ø MARKING BALLS PLACED EVERY 40' AND AT EVERY FITTING, FOR IDENTIFICATION AND WARNING PURPOSES, BURIED ABOVE THE PIPE AT A MAXIMUM DEPTH OF 24 INCHES OR AS APPROVED BY THE OWNER. IT SHALL BE COLOR CODED AND WORDED AS FOLLOWS:
SEWER SYSTEM
A. COLOR: GREEN
B. LETTERING: SANITARY SEWER
C. FREQUENCY OF MARKER BALLS SHALL BE 121.6 Khz.
D. THE MARKER BALLS CAN BE BURIED IN ANY ORIENTATION.
THE MARKER BALLS SHALL BE DETECTABLE BY STANDARD METAL DETECTION EQUIPMENT AND SHALL BE MANUFACTURED BY TEMPO OR 3M LOCATOR SYSTEM OR EQUIVALENT (FREQUENCY 121.6 Khz)
- FOR LARGE DIAMETER PIPE INSTALLED AT DEPTHS BELOW 4'-0" MARKER BALLS SHALL BE PLACED AT A MAXIMUM DEPTH OF 4'-0" BELOW GRADE *.

SEWER PIPE IDENTIFICATION

ENGINEERING STANDARDS 2025			
REVISIONS	ENGINEERING DIVISION	SEWER PIPE IDENTIFICATION	
BY DATE	CITY OF POMPAÑO BEACH		
S.S. 01/30/12		SCALE: N.T.S.	DATE: JUNE 2022 DWG. NO. 207-1

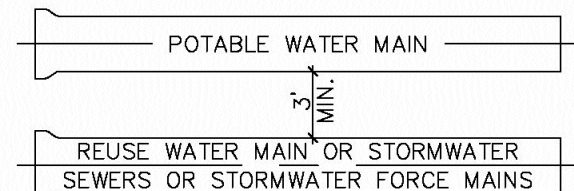


GENERAL NOTES:

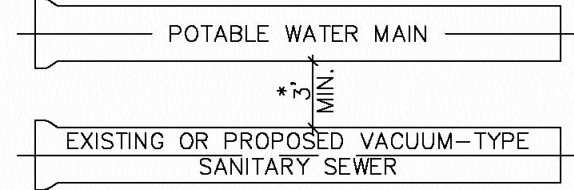
- ALL NONMETALLIC PIPE SHALL BE INSTALLED WITH 12 THIN SOLID COPPER TRACING WIRE.
- THE MARKER BALLS MUST BE INSTALLED DIRECTLY ABOVE THE PIPE.
- MARKER BALLS SHALL BE INSTALLED AT 40' O.C.
- BALL COLOR CODING:
SANITARY SEWER SYSTEM: GREEN

UTILITY PIPE AND MARKER BALLS LOCATION

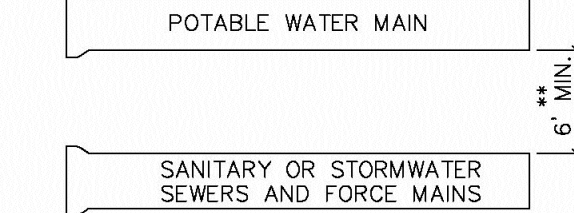
ENGINEERING STANDARDS 2025			
REVISIONS	ENGINEERING DIVISION	UTILITY PIPE AND MARKER BALLS LOCATION	
BY DATE	CITY OF POMPAÑO BEACH		
S.S. 01/30/12		SCALE: N.T.S.	DATE: JUNE 2022 DWG. NO. 208-1



A MINIMUM HORIZONTAL SEPARATION 3' (OUTSIDE TO OUTSIDE), SHALL BE MAINTAINED BETWEEN POTABLE WATER MAINS AND STORMWATER SEWERS, STORMWATER FORCE MAINS AND REGULATED REUSE WATER MAINS.



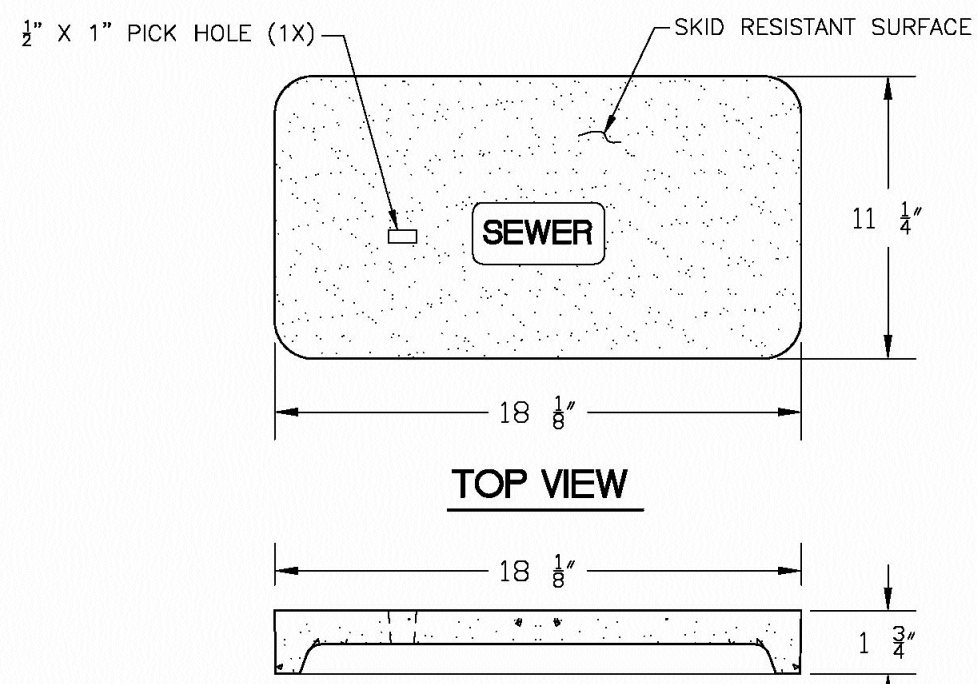
A MINIMUM HORIZONTAL SEPARATION 3' (OUTSIDE TO OUTSIDE), SHALL BE MAINTAINED BETWEEN EXISTING OR PROPOSED VACUUM-TYPE SANITARY SEWER. * SEE NOTE D(1)(B).



A MINIMUM HORIZONTAL SEPARATION OF 6' (OUTSIDE TO OUTSIDE), SHALL BE MAINTAINED BETWEEN POTABLE WATER MAINS AND EXISTING OR PROPOSED GRAVITY-OR PRESSURE TYPE SANITARY SEWER, WASTEWATER FORCE MAIN OR NOT REGULATED REUSE WATER MAIN. ** SEE NOTE D(1)(C).

MINIMUM HORIZONTAL SEPARATION REQUIREMENTS FOR POTABLE WATER, REUSE, STORMWATER AND SEWER LINES

ENGINEERING STANDARDS 2025			
REVISIONS	ENGINEERING DIVISION	MIN. HORIZONTAL SEPARATION FOR SANITARY SEWER	
BY DATE	CITY OF POMPAÑO BEACH		
S.S. 01/30/12		SCALE: N.T.S.	DATE: JUNE 2022 DWG. NO. 209-1

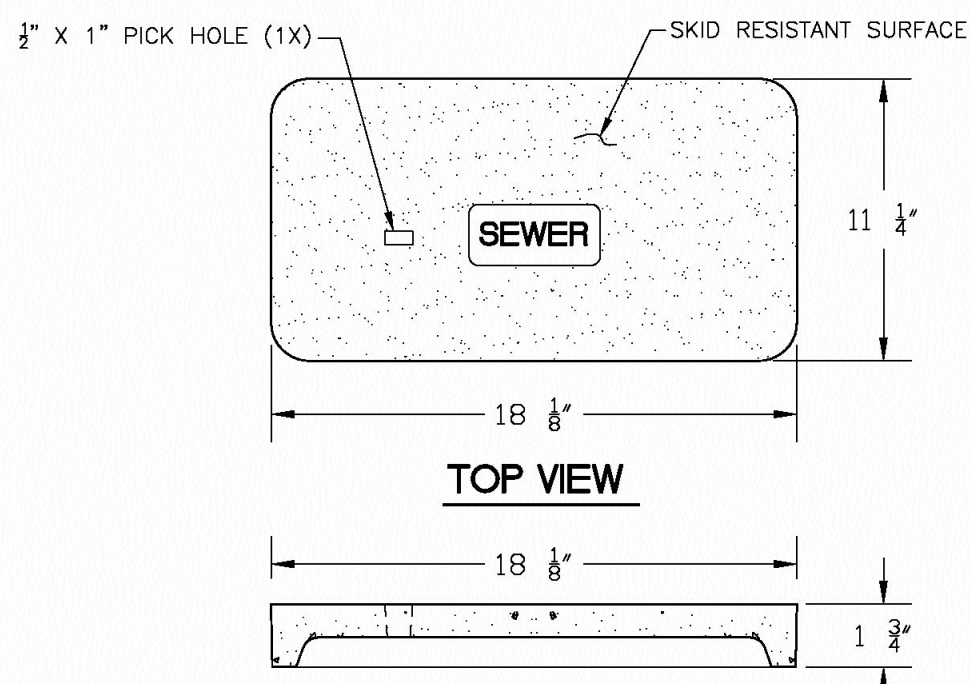


- NOTE
- MATERIAL: FIBERGLASS REINFORCED POLYMER CONCRETE & FIBERGLASS REINFORCED POLYMER
 - COLOR: GREEN
 - LOAD RATING: A8 (ASTM C857)
 - LOGO: SEWER

SEWER BOX AND COVER

PRODUCT RATING - NON TRAFFIC					
LOAD DESIGNATION	DESCRIPTION	DESIGN LOADS			TESTING
		LIVE LB/WHEEL (2)	LIVE + IMPACT LB/WHEEL (3)	SIDE PSF (3)	
AASHTO H10	LIGHT TRUCK TRAFFIC	8,000	10,400	N/A	22,568 (4) 2.82

ENGINEERING STANDARDS 2025			
REVISIONS	ENGINEERING DIVISION	SEWER BOX AND COVER	
BY DATE	CITY OF POMPAÑO BEACH	CDR Part No. WB03-1118-12 CDR Part No. WC00-1118-02	
		SCALE: N.T.S.	DATE: JUNE 2022 DWG. NO. 210-1

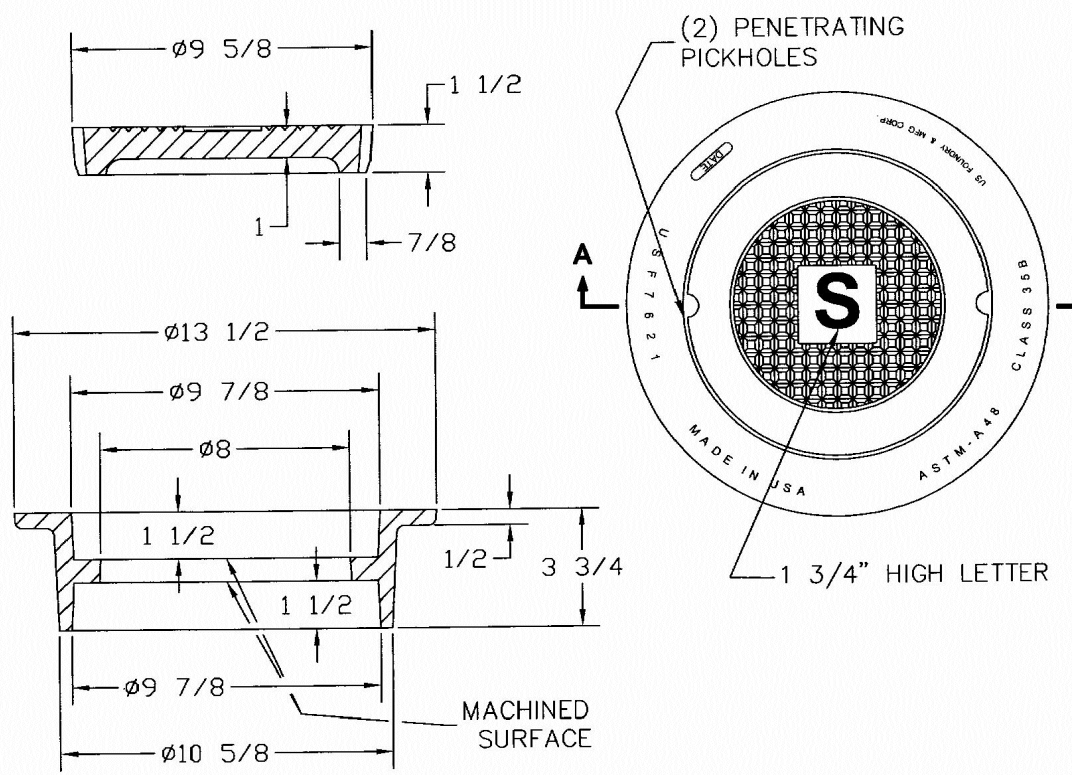


- NOTE
- MATERIAL: FIBERGLASS REINFORCED POLYMER CONCRETE & FIBERGLASS REINFORCED POLYMER
 - COLOR: GREEN
 - LOAD RATING: A8 (ASTM C857)
 - LOGO: SEWER

SEWER BOX AND COVER

PRODUCT RATING - TRAFFIC					
LOAD DESIGNATION	DESCRIPTION	DESIGN LOADS			TESTING
		LIVE LB/WHEEL (2)	LIVE + IMPACT LB/WHEEL (3)	SIDE PSF (3)	
AASHTO H15	MEDIUM TRUCK TRAFFIC	12,000	15,600	N/A	27,000 (5) 2.25

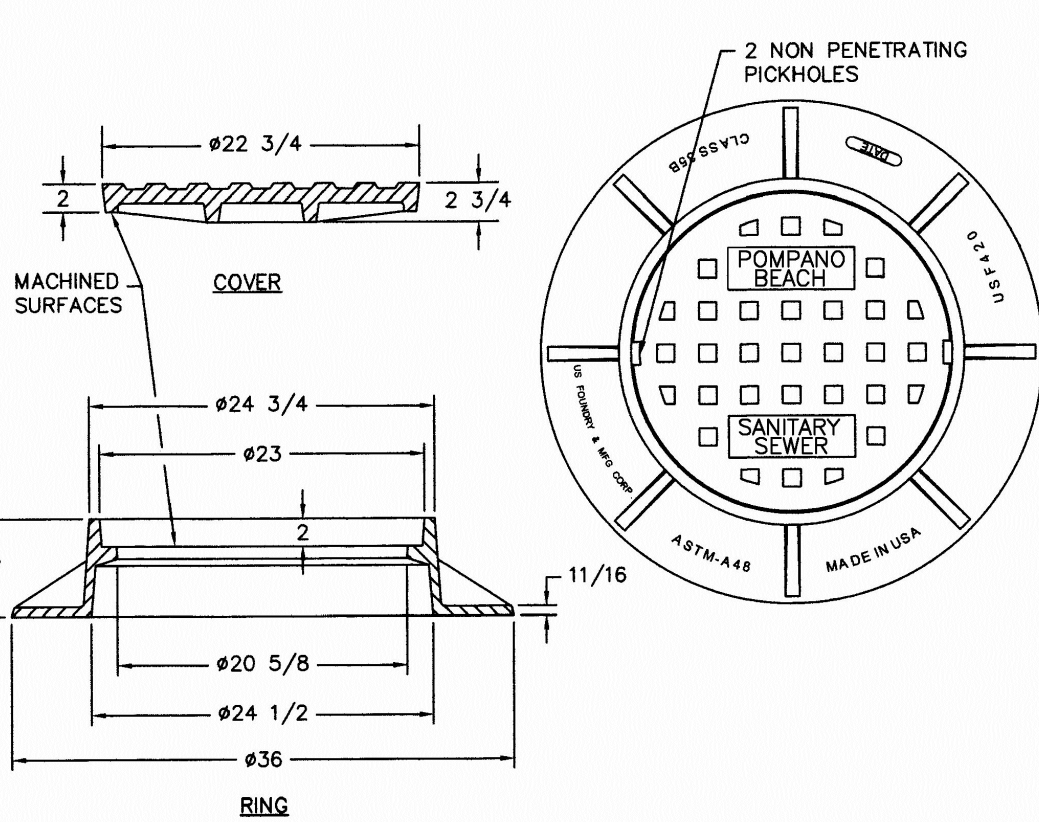
ENGINEERING STANDARDS 2025			
REVISIONS	ENGINEERING DIVISION	SEWER BOX AND COVER	
BY DATE	CITY OF POMPAÑO BEACH	CDR Part No. WB04-1118-12 CDR Part No. WC02-1118-02	
S.S. 12/06/18		SCALE: N.T.S.	DATE: JUNE 2022 DWG. NO. 210-2



- NOTE
- MATERIAL: Gray Cast Iron
ASTM-A48 Class 35B

SEWER BOX AND COVER - HEAVY TRAFFIC

ENGINEERING STANDARDS 2025			
REVISIONS	ENGINEERING DIVISION	SEWER BOX AND COVER HEAVY TRAFFIC	
BY DATE	CITY OF POMPAÑO BEACH		
S.S. 12/06/18		SCALE: N.T.S.	DATE: JUNE 2022 DWG. NO. 210-3



TRAFFIC RATED FRAME & COVER


ENGINEERING STANDARDS 2025			
REVISIONS	ENGINEERING DIVISION	TRAFFIC RATED SEWER COVER	
BY DATE	CITY OF POMPAÑO BEACH		
		SCALE: N.T.S.	DATE: JUNE 2022 DWG. NO. 211-1

This document has been digitally signed and sealed by Blake M. Kidwell on 04/23/2026.

Printed copies of this document are not considered signed and sealed.

Revisions	
Δ 06/02/26	AAC
Δ	
Δ	
Δ	
Δ	
Δ	
Δ	
Δ	

Phase:
PERMIT
DOCUMENTS



Scale: N.T.S.	Date 01/27/25
Job No. 24-1832.00	Plot Date 04/22/26
Drawn by BMK	Sheet No. C6.2
Proj. Mgr. BMK	
Appr. by BMK	- of -